

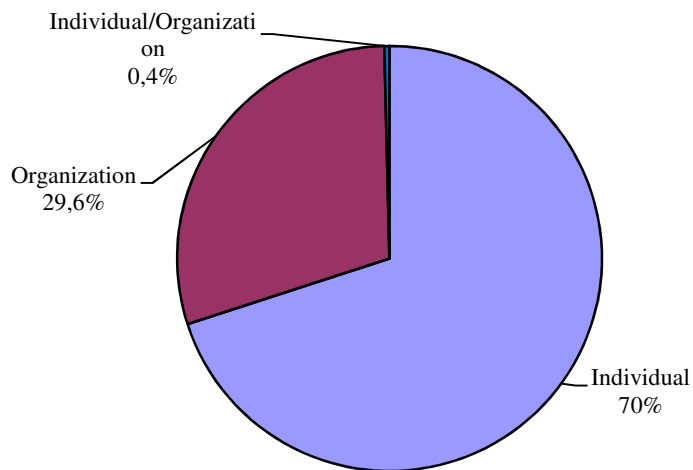


Membership report

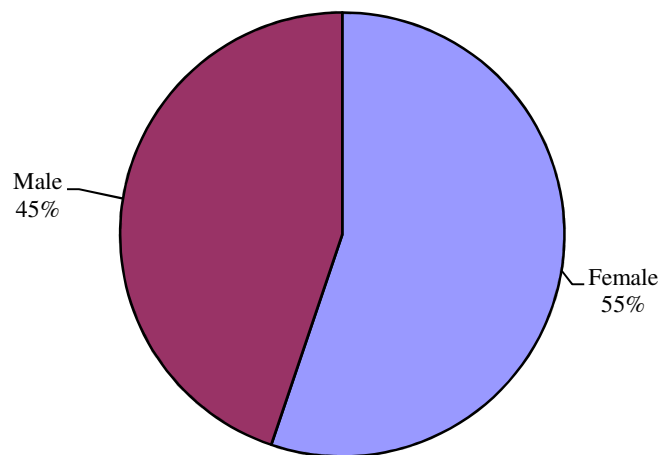
31-12-2011

2076 Members
123 Countries

Membership type	Percentage	Quantity
Individual	70%	1453
Organization	29,6%	615
Individual/Organization	0,4%	8

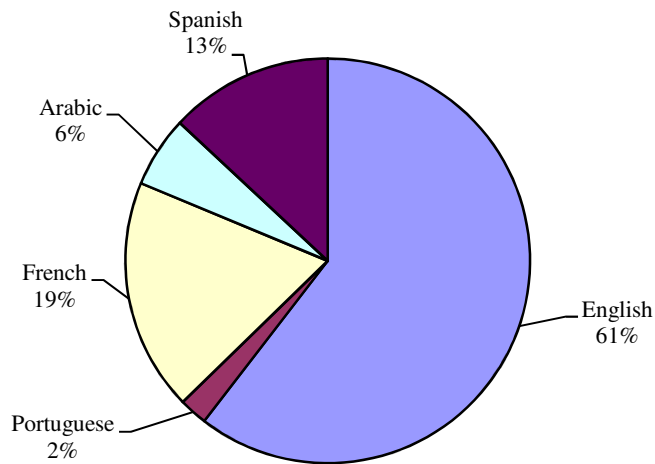


Sex	Percentage	Quantity
Female	55%	1145
Male	45%	930

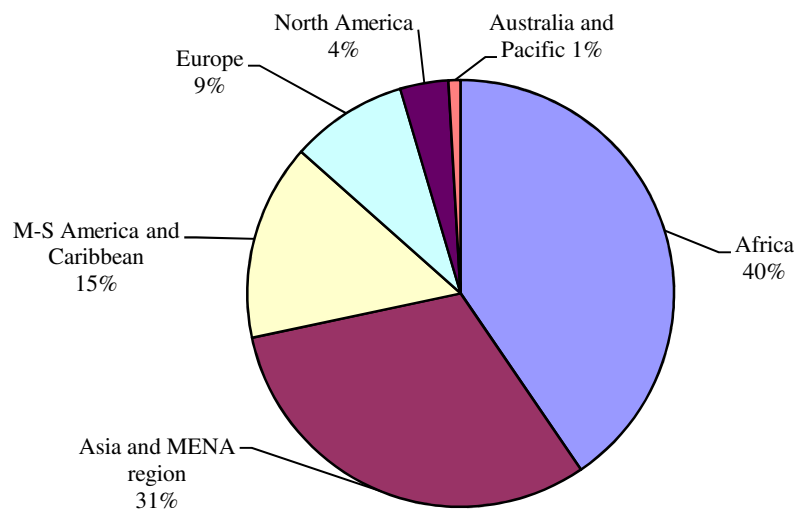


Membership report

Language	Percentage	Quantity
English	60%	1255
Portuguese	2%	47
French	19%	385
Arabic	6%	118
Spanish	13%	271

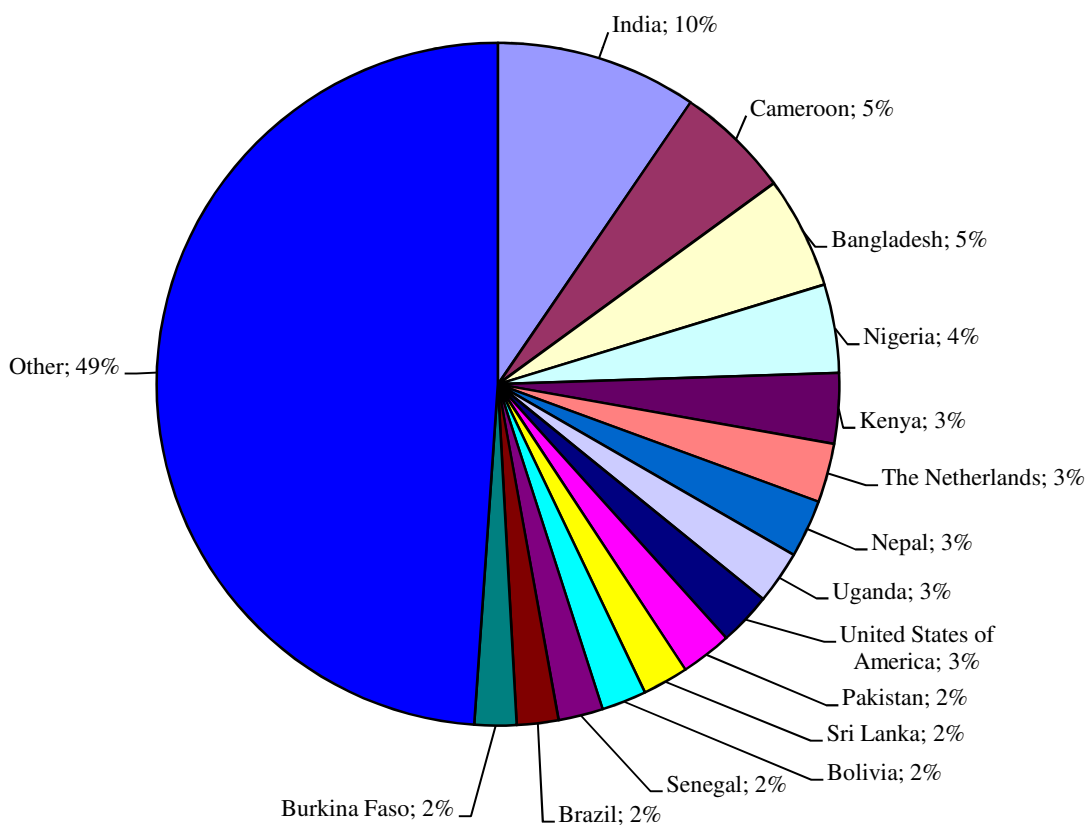


Geographic region	Percentage	Quantity
Africa	40%	840
Asia and MENA region	31%	648
M-S America and Caribbean	15%	309
Europe	9%	184
North America	4%	76
Australia and Pacific	1%	19



Membership report

Country, Top 15 / 31.12.2011	Percentage	Quantity
India	10%	198
Cameroon	5%	113
Bangladesh	5%	110
Nigeria	4%	87
Kenya	3%	69
The Netherlands	3%	58
Nepal	3%	57
Uganda	3%	52
United States of America	3%	52
Pakistan	2%	50
Sri Lanka	2%	45
Bolivia	2%	44
Senegal	2%	44
Brazil	2%	41
Burkina Faso	2%	41
Other	49%	1015





Membership report

Increase of GWA Membership

31-12-2011

2076 Members
123 Countries

2000	76
2001	161
2002	0
2003	41
2004	223
2005	13
2006	147
2007	410
2008	341
2009	434
2010	134
2011	102

